

First ICB Mutual Fund
Statement of Financial Position
As at June 30, 2015

Particulars	Notes	Amount in Taka	
		30.06.15	30.06.14
Assets			
Investments at Cost	4.00	253,531,987	174,396,972
Cash at Bank	5.00	55,367,957	46,924,063
Dividend Receivable	6.00	9,593,376	8,346,516
Share Application Money		-	1,496,800
Total Assets (A)		318,493,320	231,164,351
Liabilities			
Accrued Expenses	7.00	48,895	50,996
Unclaimed Dividend	8.00	52,597,137	44,610,616
Provision for loss on value of investments	9.00	12,851,762	12,851,762
Provision for possible fluctuation of price of investments	10.00	48,795,000	16,500,000
Provision for dividend receivable	11.00	42,500	42,500
Other Liabilities	12.00	2,910,114	2,905,686
Total Liabilities (B)		117,245,408	76,961,560
Net Assets (A-B)		201,247,912	154,202,791
Net assets consists of			
Capital Fund	13.00	7,500,000	7,500,000
General Reserve	14.00	1,273,627	1,273,627
Distributable Income	15.00	192,474,285	145,429,164
		201,247,912	154,202,791
Net Asset Value (NAV) per share			
Net assets-at cost		201,247,912.00	154,185,000
Net assets-at market value		1,141,125,796.40	1,162,575,000
Share of capital stock outstanding		750,000	750,000
Net asset value-at cost		268.33	205.58
Net asset value-at market value		1,521.50	1,550.10

The annexed notes 1 to 25 and annexure A to D form an integral part of these financial statements.

Chairman

Managing Director

Director

Director

Signed in terms of our separate report of even date.

Khan Wahab Shafique Rahman
Khan Wahab Shafique Rahman & Co.

Chartered Accountants

Rahman Mostafa Alam
Rahman Mostafa Alam & Co.

Chartered Accountants

Dated: Dhaka
July 30, 2015



First ICB Mutual Fund
Statement of Comprehensive Income
For the year ended June 30, 2015

Particulars	Notes	Amount in Taka	
		30.06.15	30.06.14
Income			
Dividend and Interest	16.00	18,109,443	14,506,298
Interest on bank deposits	17.00	2,792,333	1,771,318
Net realized gain on investment (See Annexure-D)		136,147,169	68,529,796
Other Income	18.00	-	193,609
Total Income (A)		157,048,945	85,001,021
Expenses			
Management Fee	19.00	15,812,818	6,539,703
Custodian Fee	20.00	1,200,182	540,496
Listing fee	21.00	20,000	20,000
Audit fee		14,000	14,000
Postage & Stamps		-	5,558
Printing & Stationery		-	36,625
Interest on current account with ICB		-	10,343
Bank charges		19,550	18,373
Others expenses	22.00	642,274	1,171,997
Total Expenses (B)		17,708,824	8,357,094
Net Income (A-B)		139,340,121	76,643,928
Less: Provision for possible fluctuation of price of investments		32,295,000	-
Net Income for the year		107,045,121.00	76,643,927
Add: Undistributed Income from previous year		85,429,165.00	68,785,236
Distributable income carried to balance sheet		192,474,286.00	145,429,163
Earnings per certificate during the year		142.73	102.19

The annexed notes 1 to 25 and Annexure A to D form an integral part of these financial statements.


Chairman

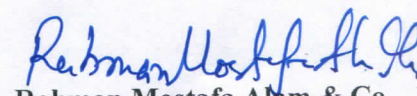
Managing Director

Director

Director

Signed in terms of our separate report of even date


Khan Wahab Shafique Rahman & Co.
Chartered Accountants


Rahman Mostafa Alam & Co.
Chartered Accountants

Dated: Dhaka
July 30, 2015



Second ICB Mutual Fund

Statement of Financial Position As at June 30, 2015

Particulars	Notes	Amount (In Taka)	
		30-06-15	30-06-14
Assets :			
Investments at Cost	4	124,870,884	115,486,948
Cash at Bank	5	9,411,534	7,850,985
Dividend and Interest Receivable	6	1,303,634	1,131,673
Receivable Instalments of Investments	7	856,329	856,329
Share Application Money		-	1,496,800
Total Assets		136,442,381	126,822,735
Liabilities :			
Accrued Expenses	8	39,158	41,258
Unclaimed Dividend	9	14,346,790	12,671,765
Provision for Loss on value of investments	10	16,565,723	16,565,723
Provision for possible fluctuation of investment	11	39,104,000	39,104,000
Provision for dividend & interest receivable	12	489,164	489,164
Other Liabilities	13	1,326,258	1,324,554
Total Liabilities		71,871,093	70,196,463
Net Assets		64,571,289	56,626,272
Net assets consists of			
Capital Fund	14	5,000,000	5,000,000
General Reserve	15	670,588	670,588
Distributable Income	16	58,900,701	50,955,684
		64,571,289	56,626,272
Net Asset Value (NAV) per share :			
Net assets-at cost		64,571,289	56,605,000
Net assets-at market value		150,141,709	153,605,000
Share of capital stock outstanding		500,000	500,000
Net asset value-at cost		129.14	113.21
Net asset value-at market value		300.28	307.21

The annexed notes 1 to 25 and annexure A to D form an integral part of these financial statements.

Chairman

Managing Director

Director

Director

Signed in terms of our separate report of even date.

Khan Wahab Shafique Rahman
Khan Wahab Shafique Rahman & Co.
Chartered Accountants

Dhaka, 30 July 2015



Rahman Mostafa Alam
Rahman Mostafa Alam & Co.
Chartered Accountants



Second ICB Mutual Fund

Statement of Comprehensive Income for the year ended 30 June 2015

Particulars	Notes	Amount (In Taka)	
		2014-2015	2013-2014
Income:			
Dividend and Interest	17	6,777,446	5,566,451
Interest on Bank Deposits	18	417,198	851,762
Interest on Current Account with ICB		-	-
Net realized gain on Investment (Details are shown in Annexure-D)		24,615,812	20,316,977
Prior Year Adjustment		-	90,931
		31,810,456	26,826,121
Expenses:			
Management Fee	19	3,309,621	1,484,572
Custodian Fee	20	213,553	101,830
Listing Fee	21	20,000	20,000
Audit Fee		14,000	14,000
Postage & Stamps		-	5,558
Printing & Stationery		-	36,625
Interest on Current Account with ICB		-	7,919
Bank Charges		20,700	19,400
Others Expenses	22	287,565	501,109
		3,865,439	2,191,013
Net Income before Provision		27,945,017	24,635,108
Provision:			
Provision for Loss on value of investments		-	-
Provision for possible fluctuation of investment		-	-
		-	-
Net Income for the year		27,945,017	24,635,108
Undistributed Income from previous year		30,955,684	26,320,576
Distributable income carried to Statement of Financial Position		58,900,701	50,955,684
Earning per certificate during the year		55.89	49.27

The annexed notes 1 to 25 and annexure A to D form an integral part of these financial statements.

Chairman

Managing Director

Director

Director

Signed in terms of our separate report of even date.

Khan Wahab Shafique Rahman
Khan Wahab Shafique Rahman & Co.
Chartered Accountants

Rahman Mostafa Alam
Rahman Mostafa Alam & Co.
Chartered Accountants

Dhaka, 30 July 2015



Third ICB Mutual Fund
Statement of Financial Position
As at June 30, 2015

Particulars	Notes	Amount in Taka	
		30.06.15	30.06.14
Assets			
Investments at Cost	4.00	153,098,979	134,645,973
Cash at Bank	5.00	5,298,144	9,934,877
Installments receivable on debenture	6.00	106,541	106,541
Dividend and Interest on debenture receivable	7.00	1,217,063	1,042,490
Share Application Money		-	1,496,800
Total Assets (A)		159,720,728	147,226,681
Liabilities			
Accrued Expenses	8.00	42,727	44,827
Unclaimed Dividend	9.00	16,752,240	14,485,195
Provision for loss on value of investments	10.00	16,367,991	16,367,991
Provision for possible fluctuation of price of investments	11.00	36,552,000	36,552,000
Provision for dividend & interest on debenture receivable	12.00	209,184	209,184
Other Liabilities	13.00	3,190,337	3,535,538
Total Liabilities (B)		73,114,478	71,194,735
Net Assets (A-B)		86,606,250	76,031,946
Net assets consists of			
Capital Fund	14.00	10,000,000	10,000,000
General Reserve	15.00	386,865	386,865
Distributable Income	16.00	76,219,385	65,645,081
		86,606,250	76,031,946
Net Asset Value (NAV) per share			
Net assets-at cost		86,606,250.00	76,010,000
Net assets-at market value		364,905,516.80	326,650,000
Share of capital stock outstanding		1,000,000	1,000,000
Net asset value-at cost		86.61	76.01
Net asset value-at market value		364.91	326.65

The annexed notes 1 to 26 and annexure A to D form an integral part of these financial statements.


Chairman


Managing Director

Director

Director

Signed in terms of our separate report of even date.


Khan Wahab Shafique Rahman & Co.
Chartered Accountants


Rahman Mostafa Alam & Co.
Chartered Accountants

Dated: Dhaka
July 30, 2015



Third ICB Mutual Fund
Statement of Comprehensive Income
For the year ended June 30, 2015

Particulars	Notes	Amount in Taka	
		30.06.15	30.06.14
Income			
Dividend and Interest	17.00	9,449,323	6,534,782
Interest on bank deposits	18.00	521,801	1,126,556
Net realized gain on investment (See Annexure-D)		33,078,884	24,020,279
Others Income	19.00	5,518	127,399
Total Income (A)		43,055,526	31,809,016
Expense			
Management Fee	20.00	6,682,285	2,839,650
Custodian Fee	21.00	406,148	181,454
Listing Fee	22.00	20,000	20,000
Audit Fee		14,000	14,000
Postage & Stamps		-	5,558
Printing & Stationery		-	36,625
Interest on Current A/C with ICB		-	9,815
Bank charges		18,400	17,100
Others expenses	23.00	340,390	589,717
Total Expenses (B)		7,481,223	3,713,919
Net Income for the year (A-B)		35,574,303	28,095,097
Add: Undistributed Income from previous year		40,645,081	37,549,984
Distributable income carried to balance sheet		76,219,384	65,645,081
Earnings per certificate during the year		35.57	28.10

The annexed notes 1 to 26 and annexure A to D form an integral part of these financial statements.

Chairman

Managing Director

Director

Director

Signed in terms of our separate report of even date.

Khan Wahab Shafique Rahman
Khan Wahab Shafique Rahman & Co.
Chartered Accountants

Rahman Mostafa Alam
Rahman Mostafa Alam & Co.
Chartered Accountants

Dated: Dhaka
July 30, 2015



Fourth ICB Mutual Fund

Statement of Financial Position As at June 30, 2015

Particulars	Notes	Amount (In Taka)	
		30.06.15	30.06.14
Assets			
Investments at Cost	4	167,091,969	148,559,757
Cash at Bank	5	19,244,317	23,544,348
Dividend and Interest Receivable	6	1,454,724	1,280,541
Receivable Instalments of Investments	7	367,277	367,277
Share Application Money		-	1,496,800
Total Assets		188,158,287	175,248,723
Liabilities			
Accrued Expenses	8	40,165	42,265
Unclaimed Dividend	9	12,115,175	10,499,263
Provision for dividend & interest receivable	10	183,017	183,017
Provision for Loss on value of investments	11	11,324,230	11,324,230
Provision for possible fluctuation of investment	12	66,020,000	66,020,000
Other Liabilities	13	775,690	769,466
Total Liabilities		90,458,277	88,838,241
Net Assets		97,700,010	86,410,482
Net assets consists of:			
Capital Fund	14	10,000,000	10,000,000
General Reserve	15	911,085	911,085
Distributable Income	16	86,788,925	75,499,398
		97,700,010	86,410,482
Net Asset Value (NAV) per share :			
Net assets-at cost		97,700,010	86,390,000
Net assets-at market value		289,062,101	299,290,000
Share of capital stock outstanding		1,000,000	1,000,000
Net asset value-at cost		97.70	86.39
Net asset value-at market value		289.06	299.29

The annexed notes 1 to 26 and annexure A to D form an integral part of these financial statements.

Chairman

Managing Director

Director

Director

Signed in terms of our separate report of even date.

Khan Wahab Shafique Rahman
Khan Wahab Shafique Rahman & Co.
Chartered Accountants

Dhaka, 30 July 2015



Rahman Mostafa Alam
Rahman Mostafa Alam & Co.
Chartered Accountants



Fourth ICB Mutual Fund
Statement of Comprehensive Income
For the year ended 30 June 2015

Particulars	Notes	Amount (In Taka)	
		2014-2015	2013-2014
Income			
Dividend and Interest	17	12,362,479	11,260,825
Interest on Bank Deposits	18	1,083,890	2,047,506
Net realized gain on Investment (Details are shown in Annexure -D)		29,440,327	23,290,664
Others Income	19	5,540	228,218
		42,892,236	36,827,213
Expenses			
Management Fee	20	5,871,517	2,688,447
Custodian Fee	21	360,792	169,115
Listing Fee	22	20,000	20,000
Audit Fee		14,000	14,000
Postage & Stamps		-	5,558
Printing & Stationery		-	36,625
Interest on Current Account with ICB		-	9,916
Bank Charges		19,557	18,250
Others Expenses	23	316,843	697,945
		6,602,709	3,659,856
Net Income before Provision		36,289,527	33,167,357
Provision:			
Provision for Loss on value of investments		-	-
Provision for possible fluctuation of investment		-	-
		-	-
Net income for the year		36,289,527	33,167,357
Undistributed Income from previous year		50,499,398	42,332,041
Distributable income carried to Statement of Financial Position		86,788,925	75,499,398
Earning per certificate during the year		36.29	33.17

The annexed notes 1 to 26 and annexure A to D form an integral part of these financial statements.

Chairman

Managing Director

Director

Director

Signed in terms of our separate report of even date.

Khan Wahab Shafique Rahman
Khan Wahab Shafique Rahman & Co.
Chartered Accountants

Rahman Mostafa Alam
Rahman Mostafa Alam & Co.
Chartered Accountants

Dhaka, 30 July 2015



Fifth ICB Mutual Fund
Statement of Financial Position
As at June 30, 2015

Particulars	Notes	Amount in Taka	
		30.06.2015	30.06.2014
Assets			
Investments at cost	4.00	217,778,355	192,638,824
Cash at Bank	5.00	35,714,325	34,962,231
Installments receivable on debenture	6.00	1,103,918	1,103,918
Dividend and Interest on Debenture Receivable	7.00	2,151,716	2,134,129
Share Application Money		-	1,496,800
Total Assets (A)		256,748,314	232,335,902
Liabilities			
Accrued Expenses	8.00	48,984	51,084
Unclaimed Dividend	9.00	19,312,341	16,635,820
Provision for dividend & interest on debenture receivable	10.00	537,676	537,676
Provision for loss on value of investments	11.00	28,089,989	28,089,989
Provision for possible fluctuation of price of investments	12.00	89,457,000	87,477,000
Other Liabilities	13.00	2,015,880	2,006,277
Total Liabilities (B)		139,461,870	134,797,846
Net Assets (A-B)		117,286,443	97,538,056
Net assets consists of			
Capital Fund	14.00	15,000,000	15,000,000
General Reserve	15.00	1,419,231	1,419,231
Distributable Income	16.00	100,867,212	81,118,825
		117,286,443	97,538,056
Net Asset Value (NAV) per share			
Net assets-at cost		117,286,444	97,515,000
Net assets-at market value		369,806,386	381,735,000
Share of capital stock outstanding		1,500,000	1,500,000
Net asset value-at cost		78.19	65.01
Net asset value-at market value		246.54	254.49

The annexed notes 1 to 26 and annexure A to D form an integral part of these financial statements.


Chairman


Managing Director

Director

Director

Signed in terms of our separate report of even date.


Khan Wahab Shafique Rahman & Co.
Chartered Accountants


Rahman Mostafa Alam & Co.
Chartered Accountants

Dated: Dhaka
July 30, 2015



Fifth ICB Mutual Fund
Statement of Comprehensive Income
For the year ended June 30, 2015

Particulars	Notes	Amount in Taka	
		30.06.2015	30.06.2014
Income			
Dividend and Interest	17.00	14,467,912	11,843,230
Interest on Bank Deposits	18.00	1,853,764	2,808,570
Net realized gain on investment (See Annexure-D)		47,160,960	30,319,742
Other Income	19.00	5,518	296,600
Total Income (A)		63,488,154	45,268,142
Expenses			
Management Fee	20.00	7,084,999	3,153,744
Custodian Fee	21.00	470,568	217,353
Listing Fee	22.00	30,000	30,000
Audit Fee		14,000	14,000
Postage & Stamps		-	5,558
Printing & Stationery		-	36,625
Bank Charges		20,700	19,400
Others expenses	23.00	389,499	858,446
Total Expenses (B)		8,009,766	4,335,126
Net Income before Provision (A-B)		55,478,388	40,933,016
Less: Provision for possible fluctuation of price of investments		1,980,000	-
Net income for the year		53,498,388	40,933,016
Add: Undistributed Income from previous year		47,368,824	40,185,809
Distributable income carried to balance sheet		100,867,212	81,118,824
Earning per certificate during the year		35.67	27.29

The annexed notes 1 to 26 and annexure A to D form an integral part of these financial statements.


Chairman

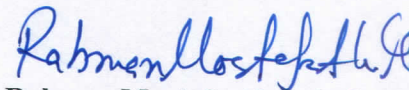
Managing Director

Director

Director

Signed in terms of our separate report of even date.


Khan Wahab Shafique Rahman & Co.
Chartered Accountants


Rahman Mostafa Alam & Co.
Chartered Accountants

Dated: Dhaka
July 30, 2015



Sixth ICB Mutual Fund

Statement of Financial Position As at June 30, 2015

Particulars	Notes	Amount (In Taka)	
		30.06.15	30.06.14
Assets			
Investments at Cost	4	262,929,897	231,033,270
Cash at Bank	5	13,595,138	25,943,301
Dividend and Interest Receivable	6	3,693,213	3,835,779
Receivable Instalments of Investments	7	5,672,417	5,672,417
Share Application Money		-	1,496,800
Total Assets		285,890,665	267,981,567
Liabilities			
Accrued Expenses	8	46,255	48,213
Unclaimed Dividend	9	37,371,331	34,188,446
Provision for dividend & interest receivable	10	2,621,675	2,621,675
Provision for Loss on value of investments	11	52,355,673	52,355,673
Provision for possible fluctuation of investment	12	13,863,000	13,863,000
Other Liabilities	13	5,259,088	5,202,952
Total Liabilities		111,517,022	108,279,960
Net Assets		174,373,642	159,701,607
Net assets consists of:			
Capital Fund	14	50,000,000	50,000,000
General Reserve	15	870,897	870,897
Distributable Income	16	123,502,745	108,830,710
		174,373,642	159,701,607
Net Asset Value (NAV) per share :			
Net assets-at cost		174,373,642	159,750,000
Net assets-at market value		297,386,733	339,600,000
Share of capital stock outstanding		5,000,000	5,000,000
Net asset value-at cost		34.87	31.95
Net asset value-at market value		59.48	67.92

The annexed notes 1 to 26 and annexure A to D form an integral part of these financial statements.

Chairman

Managing Director

Director

Director

Signed in terms of our separate report of even date.

Khan Wahab Shafique Rahman

Khan Wahab Shafique Rahman & Co.
Chartered Accountants

Dhaka, 30 July, 2015



Rahman Mostafa Alam

Rahman Mostafa Alam & Co.
Chartered Accountants



Sixth ICB Mutual Fund

**Statement of Comprehensive Income
For the year ended 30 June 2015**

Particulars	Notes	Amount (In Taka)	
		2014-2015	2013-2014
Income			
Dividend and Interest	17	11,081,270	9,330,881
Interest on Bank Deposits	18	910,751	1,719,709
Net realized gain on Investment (Details are shown in Annexure-D)		64,376,120	51,876,959
Others Income	19	523,185	176,972
		76,891,326	63,104,522
Expenses			
Management Fee	20	6,157,654	3,130,605
Custodian Fee	21	444,454	193,349
Listing Fee	22	60,000	60,000
Audit Fee		14,000	14,000
Postage & Stamps		-	5,558
Printing & Stationery		-	36,625
Interest on Current Account with ICB		-	22,424
Bank Charges		20,050	19,475
Others Expenses	23	523,133	927,002
		7,219,291	4,409,038
Net Income before Provision		69,672,035	58,695,484
Provision:			
Provision for Loss on value of investments		-	-
Provision for possible fluctuation of investment		-	-
Net income for the year		69,672,035	58,695,484
Undistributed Income from previous year		53,830,710	50,135,227
Distributable income carried to Statement of Financial Position		123,502,745	108,830,710
Earning per certificate during the year		13.93	11.74

The annexed notes 1 to 26 and annexure A to D form an integral part of these financial statements.

Chairman

Managing Director

Director

Director

Signed in terms of our separate report of even date.

Khan Wahab Shafique Rahman

Khan Wahab Shafique Rahman & Co.

Chartered Accountants

Rahman Mostafa Alam

Rahman Mostafa Alam & Co.

Chartered Accountants

Dhaka, 30 July, 2015



Seventh ICB Mutual Fund
Statement of Financial Position
As at June 30, 2015

Particulars	Notes	Amount in Taka	
		30.06.15	30.06.14
Assets			
Investments at Cost	4.00	296,229,009	260,905,314
Cash at Bank	5.00	40,807,449	48,792,361
Installments receivable on investment	6.00	6,855,310	6,855,310
Dividend and Interest on Debenture Receivable	7.00	2,998,178	2,740,976
Share Application Money		-	1,496,800
Total Assets (A)		346,889,946	320,790,760
Liabilities			
Accrued Expenses	8.00	40,107	42,207
Unclaimed Dividend	9.00	10,361,138	8,086,211
Provision for dividend & interest on debenture receivable	10.00	3,238,013	3,238,013
Provision for loss on value of investments	11.00	55,216,708	55,216,708
Provision for possible fluctuation of price of investments	12.00	106,344,000	106,344,000
Other Liabilities	13.00	16,537,149	16,003,112
Total Liabilities (B)		191,737,115	188,930,251
Net Assets (A-B)		155,152,831	131,860,509
Net assets consists of:			
Capital Fund	14.00	30,000,000	30,000,000
General Reserve	15.00	16,039	16,039
Distributable Income	16.00	125,136,792	101,844,470
		155,152,831	131,860,509
Net Asset Value (NAV) per share			
Net assets-at cost		155,152,831.00	131,850,000
Net assets-at market value		327,552,568.20	347,790,000
Share of capital stock outstanding		3,000,000	3,000,000
Net asset value-at cost		51.72	43.95
Net asset value-at market value		109.18	115.93

The annexed notes 1 to 26 and annexure A to D form an integral part of these financial statements.


Chairman


Managing Director

Director

Director

Signed in terms of our separate report of even date.


Khan Wahab Shafique Rahman & Co.
Chartered Accountants


Rahman Mostafa Alam & Co.
Chartered Accountants

Dated: Dhaka
July 30, 2015



Seventh ICB Mutual Fund
Statement of Comprehensive Income
For the year ended June 30, 2015

Particulars		Amount in Taka	
		30.06.15	30.06.14
Income			
Dividend and Interest	17.00	13,978,522	11,654,883
Interest on Bank Deposits	18.00	1,996,089	3,920,587
Net realized gain on Investment (See Annexure-D)		53,895,783	36,838,982
Others Income	19.00	5,518	410,906
Total Income (A)		69,875,912	52,825,358
Expenses			
Management Fee	20.00	6,474,893	3,091,369
Custodian Fee	21.00	475,201	229,519
Listing Fee	22.00	40,000	40,000
Audit Fee		14,000	14,000
Postage & Stamps		-	5,558
Printing & Stationery		-	36,625
Interest on Current Account with ICB		-	15,605
Bank Charges		19,557	18,825
Other Expenses	23.00	559,939	1,131,991
Total Expenses (B)		7,583,590	4,583,491
Net Income (A-B)		62,292,322	48,241,867
Add: Undistributed Income from previous year		62,844,470	53,602,603
Distributable income carried to balance sheet		125,136,792	101,844,470
Earnings per certificate during the year		20.76	16.08

The annexed notes 1 to 26 and annexure A to D form an integral part of these financial statements.


Chairman

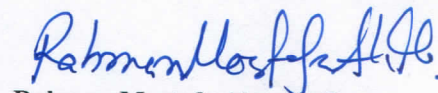
Managing Director

Director

Director

Signed in terms of our separate report of even date.


Khan Wahab Shafique Rahman & Co.
Chartered Accountants


Rahman Mostafa Alam & Co.
Chartered Accountants

Dated: Dhaka
July 30, 2015



Eighth ICB Mutual Fund

Statement of Financial Position As at June 30, 2015

Particulars	Notes	Amount (In Taka)	
		30.06.2015	30.06.2014
Assets			
Investments at Cost	4	343,907,667	300,472,042
Cash at Bank	5	51,729,167	62,273,369
Dividend and Interest Receivable	6	2,505,239	2,591,305
Receivable Instalments of Investments	7	4,956,376	4,956,376
Share Application Money		-	1,496,800
Total Assets		403,098,449	371,789,892
Liabilities			
Accrued Expenses	8	46,925	49,025
Unclaimed Dividend	9	43,056,776	38,038,672
Provision for dividend & interest receivable	10	2,113,758	2,113,758
Provision for Loss on value of investments	11	64,323,283	64,323,283
Provision for possible fluctuation of investment	12	64,585,000	64,585,000
Other Liabilities	13	9,518,579	9,533,104
Total Liabilities		183,644,321	178,642,843
Net Assets		219,454,128	193,147,050
Net assets consists of			
Capital Fund	14	50,000,000	50,000,000
Distributable Income	15	169,454,128	143,147,050
		219,454,128	193,147,050
Net Asset Value (NAV) per share:			
Net assets-at cost		219,454,128	193,150,000
Net assets-at market value		359,451,019	401,450,000
Share of capital stock outstanding		5,000,000	5,000,000
Net asset value-at cost		43.89	38.63
Net asset value-at market value		71.89	80.29

The annexed notes 1 to 25 and annexure A to D form an integral part of these financial statements.

Chairman

Managing Director

Director

Director

Signed in terms of our separate report of even date

Khan Wahab Shafique Rahman
Khan Wahab Shafique Rahman & Co.
Chartered Accountants

Rahman Mostafa Alam
Rahman Mostafa Alam & Co.
Chartered Accountants

Dhaka, 30 July 2015



Eighth ICB Mutual Fund

Statement of Comprehensive Income For the year ended 30 June 2015

Particulars	Notes	Amount (In Taka)	
		2014-2015	2013-2014
Income			
Dividend and Interest	16	14,665,233	11,431,930
Interest on Bank Deposits	17	2,817,896	3,852,734
Net realized gain on Investment (Details are shown in Annexure-D)		77,083,094	57,584,675
Others Income	18	5,518	401,628
		94,571,742	73,270,968
Expenses			
Management Fee	19	7,058,058	3,391,336
Custodian Fee	20	491,852	239,301
Listing Fee	21	60,000	60,000
Audit Fee		14,000	14,000
Postage & Stamps		-	5,558
Printing & Stationery		-	36,625
Interest on Current Account with ICB		-	22,248
Bank Charges		19,908	20,550
Others Expenses	22	620,846	1,287,053
		8,264,664	5,076,671
Net Income before Provision		86,307,078	68,194,297
Provision:			
Provision for Loss on value of investments		-	-
Provision for possible fluctuation of investment		-	-
		-	-
Net Income for the year		86,307,078	68,194,297
Undistributed Income from previous year		83,147,050	74,952,753
Distributable income carried to Statement of Financial Position		169,454,128	143,147,050
Earning per certificate during the year		17.26	13.64

The annexed notes 1 to 25 and annexure A to D form an integral part of these financial statements.

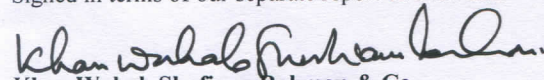
Chairman


Managing Director

Director

Director

Signed in terms of our separate report of even date


Khan Wahab Shafique Rahman & Co.
Chartered Accountants


Rahman Mostafa Alam & Co.
Chartered Accountants

Dhaka, 30 July 2015

