

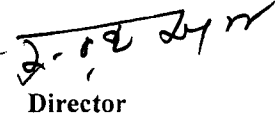
First ICB Mutual Fund
Statement of Financial Position
As at September 30, 2015

Particulars	Amount in Taka	
	September 30, 2015	June 30, 2015
Assets		
Investments at Cost	258,448,360	253,531,987
Cash at Bank	112,366,647	55,367,959
Dividend Receivable	2,753,180	9,593,376
Other Assets	-	-
Total Assets	373,568,187	318,493,321
Liabilities		
Accrued Expenses	34,896	48,896
Unclaimed Dividend	72,290,197	52,597,137
Provision for loss on value of investments	102,851,762	12,851,762
Provision for possible fluctuation of price of investments	48,795,000	48,795,000
Provision for dividend receivable	42,500	42,500
Other Liabilities	8,145,216	2,910,114
Total Liabilities	232,159,570	117,245,409
Net Assets	141,408,617	201,247,912
Net assets consists of:		
Capital Fund	7,500,000	7,500,000
General Reserve	1,273,627	1,273,627
Distributable Income	132,634,990	192,474,286
	141,408,617	201,247,912
Net Asset Value (NAV) per share		
Net assets-at cost	141,408,617	201,247,914
Net assets-at market value	1,329,161,921	1,141,125,797
Share of capital stock outstanding	750,000	750,000
Net asset value-at cost	188.54	268.33
Net asset value-at market value	1,772.22	1,521.50


Chairman


Managing Director


Director


Director


Company Secretary


Head of Accounts & Finance

Dated: Dhaka, 29 October 2015

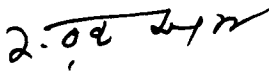
First ICB Mutual Fund
Statement of Comprehensive Income
For the 1st quarter ended September 30, 2015

Particulars	Amount in Taka	
	September 30, 2015	September 30, 2014
Income		
Dividend earned	4,254,588	3,832,110
Interest on bank deposits	-	75,000
Net realized gain on investment	106,097,458	31,883,913
Others	-	-
Total Income	110,352,046	35,791,023
Expenses		
Management remuneration	4,507,636	1,956,742
Custodian Fee	367,201	148,162
Listing fee	5,000	5,000
Audit fee	3,500	3,500
Postage & Stamps	-	1,390
Printing & Stationery	-	19,500
Bank charges	4,888	4,593
Others	303,117	177,167
	5,191,341	2,316,054
Income before Provision	105,160,704	33,474,969
Provision:		
for loss on value investments	90,000,000	20,000,000
	90,000,000	20,000,000
Net Income for the quarter	15,160,704	13,474,969
Undistributed Income from previous year	117,474,286	85,429,165
Distributable income carried to balance sheet	132,634,990	98,904,134
Earnings per certificate during the quarter	20.21	17.97


Chairman


Managing Director


Director


Director


Company Secretary


Head of Accounts & Finance

Dated: Dhaka, 29 October 2015

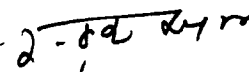
First ICB Mutual Fund
Statement of Cash Flow
For the 1st quarter ended September 30, 2015


Particulars	Amount in Taka	
	September 30, 2015	September 30, 2014
Cash flows from operating activities		
Net Income before provision	105,160,704	33,474,969
Increase / (Decrease) in operating assets and liabilities :		
Accrued Dividend	-	-
Other Liabilities	5,235,102	2,058,195
Sale/(Purchase) of Marketable Investments	(4,916,373)	(11,032,913)
Dividend Receivable	6,840,196	5,755,358
Accrued Expenses	(14,000.11)	-
Other Assets	-	(75,000)
Net cash inflows from operating activities	112,305,629	30,677,410
Cash flows from financing activities:		
Dividend paid	(55,306,940)	(44,020,635)
Tax at source paid	-	-
Net cash used in financing activities	(55,306,940)	(44,020,635)
Net increase/(Decrease) in Cash and cash equivalents	56,998,689	(13,343,226)
Cash and cash equivalents at beginning of the quarter	55,367,959	46,924,063
Cash and cash equivalents at end of the quarter	112,366,647	33,580,838


Chairman


Managing Director


Director


Director


Company Secretary


Head of Accounts & Finance

Dated: Dhaka, 29 October 2015

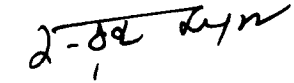
First ICB Mutual Fund
Statement of Changes in Equity
For the 1st quarter ended 30 September, 2015

Particulars	Capital Fund	General Reserve	Distributable Income	Total
Balance as at July 01, 2014	7,500,000	1,273,627	145,429,164	154,202,791
Net income for the quarter	-	-	13,474,969	13,474,969
Dividend	-	-	(60,000,000)	(60,000,000)
Balance as at Sep 30, 2014	7,500,000	1,273,627	98,904,134	107,677,761
Balance as at July 01, 2015	7,500,000	1,273,627	192,474,286	201,247,912
Net income for the quarter	-	-	15,160,704	15,160,704
Dividend	-	-	(75,000,000)	(75,000,000)
Balance as at Sep 30, 2015	7,500,000	1,273,627	132,634,990	141,408,617


Chairman


Managing Director


Director


Director


Company Secretary


Head of Accounts & Finance

Dated: Dhaka, 29 October 2015


Second ICB Mutual Fund
Statement of Financial Position
As at September 30, 2015


Particulars	Amount in Taka	
	September 30, 2015	June 30, 2015
Assets :		
Investments at Cost	119,401,621	124,870,884
Cash at Bank	10,332,144	9,411,534
Dividend and Interest Receivable	621,298	1,303,634
Receivable Instalments of Investments	856,329	856,329
Total Assets	131,211,392	136,442,381
Liabilities :		
Accrued Expenses	25,158	39,158
Unclaimed Dividend	18,867,914	14,346,790
Provision for Loss on value of investments	19,265,723	16,565,723
Provision for possible fluctuation of investment	39,104,000	39,104,000
Provision for dividend & interest receivable	489,164	489,164
Other Liabilities	2,298,929.67	1,326,258
Total Liabilities	80,050,888	71,871,093
Net Assets	51,160,504	64,571,289
Net assets consists of:		
Capital Fund	5,000,000	5,000,000
General Reserve	670,588	670,588
Distributable Income	45,489,916	58,900,701
	51,160,504	64,571,289
Net Asset Value (NAV) per share :		
Net assets-at cost	51,160,504	64,571,289
Net assets-at market value	129,968,121	150,141,709
Share of capital stock outstanding	500,000	500,000
Net asset value-at cost	102.32	129.14
Net asset value-at market value	259.94	300.28


Chairman


Managing Director


Director


Director


Company Secretary


Head of Accounts & Finance

Dated: Dhaka, 29 October 2015

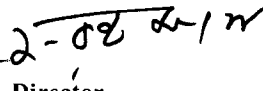
Second ICB Mutual Fund
Statement of Comprehensive Income
For the 1st quarter ended 30 September, 2015

Particulars	Amount in Taka	
	September 30, 2015	September 30, 2014
Income:		
Dividend and Intererst	2,003,398	2,043,986
Interest on Bank Deposits	-	75,000
Net realized gain on Investment	10,754,723	9,137,095
Total Income	12,758,121	11,256,081
Expenses:		
Management Fee	789,665	436,187
Custodian Fee	51,538	27,535
Listing Fee	5,000	5,000
Audit Fee	3,500	3,500
Postage & Stamps	-	1,390
Printing & Stationery	-	19,500
Bank Charges	5,175	4,850
Others	114,028	98,794
	968,906	596,755
Income before Provision	11,789,215	10,659,325
Provision:		
Provision for Loss on value of investments	2,700,000	2,500,000
	2,700,000	2,500,000
Net Income for the quarter	9,089,215	8,159,325
Undistributed Income from previous year	36,400,701	30,955,684
Distributable income carried to balance sheet	45,489,916	39,115,009
Earning per certificate during the quarter	18.18	16.32


Chairman


Managing Director


Director


Director


Company Secretary


Head of Accounts & Finance

Dated: Dhaka, 29 October 2015


Second ICB Mutual Fund
Statement of Cash Flow
For the 1st quarter ended September 30, 2015


Particulars	Amount in Taka	
	September 30, 2015	September 30, 2014
Cash Flows from Operating Activities:		
Net Income before provision	11,789,215	10,659,325
Adjustment for:		
Share Application Money	-	496,800
Dividend and Interest Receivable	682,336	374,029
Interest Receivable on Term Deposit	-	-
Provision for dividend & interest receivable	-	(75,000)
Other Liabilities	972,672	1,700,562
Sale/(Purchase) of Marketable Investments (net)	5,469,263	2,988,025
Accrued Expenses	(14,000)	-
Net Cash inflows from operating activities	18,899,486	16,143,742
Cash Flows from financing Activities:		
Dividend Paid	(17,978,876.50)	(15,214,736)
Tax at Sources paid	-	-
Net Cash Outflows from financing Activities	(17,978,877)	(15,214,736)
Net Increase/(Decrease) in Cash	920,610	929,006
Cash and cash equivalents at beginning of the quarter	9,411,534	7,850,985
Cash and cash equivalents at end of the quarter	10,332,144	8,779,991


Chairman


Managing Director


Director


Director


Company Secretary


Head of Accounts & Finance

Dated: Dhaka, 29 October 2015


Second ICB Mutual Fund
Statement of Changes in Equity
For the 1st quarter ended September 30, 2015

Particulars	Capital Fund	General Reserve	Distributable Income	Total
-------------	--------------	-----------------	----------------------	-------

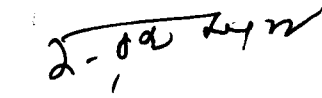
Balance as at July 01, 2014	5,000,000	670,588	50,955,684	56,626,272
Net income for the quarter	-	-	8,159,325	8,159,325
Dividend	-	-	(20,000,000)	(20,000,000)
Balance as at Sep 30, 2014	5,000,000	670,588	39,115,009	44,785,597

Balance as at July 01, 2015	5,000,000	670,588	58,900,701	64,571,289
Net income for the quarter	-	-	9,089,215	9,089,215
Dividend	-	-	(22,500,000)	(22,500,000)
Balance as at Sep 30, 2015	5,000,000	670,588	45,489,916	51,160,504


Chairman


Managing Director


Director


Director


Company Secretary


Head of Accounts & Finance


Dated: Dhaka, 29 October 2015


Third ICB Mutual Fund
Statement of Financial Position
As at September 30, 2015

Particulars	Amount in Taka	
	September 30, 2015	June 30, 2015
Assets		
Investments at Cost	152,854,765	153,098,979
Cash at Bank	13,877,922	5,298,144
Installments receivable on debenture	106,541	106,541
Dividend and Interest on debenture receivable	512,960	1,217,063
Interest receivable on term deposit	-	-
Total Assets	167,352,187	159,720,728
Liabilities		
Accrued Expenses	28,727	42,727
Unclaimed Dividend	22,738,059	16,752,240
Provision for loss on value of investments	16,367,991	16,367,991
Provision for possible fluctuation of price of investments	56,052,000	36,552,000
Provision for dividend & interest on debenture receivable	209,184	209,184
Other Liabilities	5,483,265	3,190,336
Total Liabilities	100,879,226	73,114,477
Net Assets	66,472,962	86,606,250
Net assets consists of:		
Capital Fund	10,000,000	10,000,000
General Reserve	386,865	386,865
Distributable Income	56,086,098	76,219,385
	66,472,962	86,606,250
Net Asset Value (NAV) per share		
Net assets-at cost	66,472,962	86,606,250
Net assets-at market value	367,094,338	364,905,518
Share of capital stock outstanding	1,000,000	1,000,000
Net asset value-at cost	66.47	86.61
Net asset value-at market value	367.09	364.91


Chairman


Managing Director


Director


Director


Company Secretary



Head of Accounts & Finance

Dated: Dhaka, 29 October 2015


Third ICB Mutual Fund
Statement of Comprehensive Income
For the 1st quarter ended September 30, 2015

Particulars	Amount in Taka	
	September 30, 2015	September 30, 2014
Income		
Dividend and Interest	2,489,080	2,297,727
Interest on bank deposits	-	100,000
Net realized gain on investment	28,906,887	13,412,043
Others	-	-
Total Income	31,395,967	15,809,770
Expense		
Management Fee	1,821,928	827,728
Custodian Fee	112,991	49,740
Listing Fee	5,000	5,000
Audit Fee	3,500	3,500
Postage & Stamps	-	1,390
Printing & Stationery	-	19,501
Bank charges	4,600	4,275
Others	81,235	105,261
	2,029,254	1,016,394
Income before Provision	29,366,713	14,793,376
Provision:		
for loss on value of investments	19,500,000	6,000,000
for possible fluctuation of price of investments	-	-
	19,500,000	6,000,000
Net Income for the quarter	9,866,713	8,793,376
Undistributed Income from previous year	46,219,385	40,645,082
Distributable income carried to balance sheet	56,086,098	49,438,458
Earnings per certificate during the quarter	9.87	8.79


Chairman


Managing Director


Director


Director


Company Secretary


Head of Accounts & Finance


Dated: Dhaka, 29 October 2015


Third ICB Mutual Fund
Statement of Cash Flow
For the 1st quarter ended September 30, 2015


Particulars	Amount in Taka	
	September 30, 2015	September 30, 2014
Cash flows from operating activities:		
Net Income before provision	29,366,713	14,793,376
Increase / (Decrease) in operating assets and liabilities :		
Share Application Money	-	496,800
Dividend and Interest on debenture Receivable	704,104	545,481
Provision for dividend & interest on debenture receivable	(0)	(100,000)
Other Liabilities	2,292,929	2,176,410
Accrued Expenses	(14,000.23)	-
Others Assets	-	-
Sale/(Purchase) of Marketable Investments	244,214	2,259,907
Net Cash inflows from operating activities	32,593,959	20,171,974
Cash flows from financing activities:		
Dividend Paid	(24,014,182)	(18,484,205)
Tax at source paid	-	-
Net cash flows used in financing activities	(24,014,182)	(18,484,205)
Net increase/(Decrease) in Cash and cash equivalents	8,579,778	1,687,769
Cash and cash equivalents at beginning of the quarter	5,298,144	9,934,877
Cash and cash equivalents at end of the quarter	13,877,922	11,622,646


Chairman


Managing Director


Director


Director


Company Secretary


Head of Accounts & Finance


Dated: Dhaka, 29 October 2015

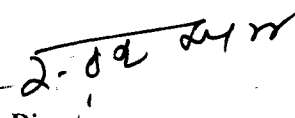
Third ICB Mutual Fund
Statement of Changes in Equity
For the 1st quarter ended 30 September, 2015


Particulars	Capital Fund	General Reserve	Distributable Income	Total
Balance as at July 01, 2014	10,000,000	386,865	65,645,081	76,031,946
Net income for the quarter	-	-	8,793,376	8,793,376
Dividend	-	-	(25,000,000)	(25,000,000)
Balance as at Sep 30, 2014	10,000,000	386,865	49,438,458	59,825,323
Balance as at July 01, 2015	10,000,000	386,865	76,219,385	86,606,250
Net income for the quarter	-	-	9,866,713	9,866,713
Dividend	-	-	(30,000,000)	(30,000,000)
Balance as at Sep 30, 2015	10,000,000	386,865	56,086,098	66,472,964


Chairman


Managing Director


Director


Director


Company Secretary


Head of Accounts & Finance


Dated: Dhaka, 29 October 2015

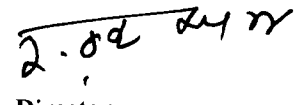
Fourth ICB Mutual Fund
Statement of Financial Position
As at September 30, 2015


Particulars	Amount in Taka	
	September 30, 2015	June 30, 2015
Assets		
Investments at Cost	162,897,962	167,091,969
Cash at Bank	10,614,612	19,244,317
Dividend and Interest Receivable	608,237	1,454,724
Receivable Instalments of Investments	367,277	367,277
Total Assets	174,488,088	188,158,288
Liabilities		
Accrued Expenses	26,165	40,165
Unclaimed Dividend	17,033,238	12,115,175
Provision for dividend & interest receivable	183,017	183,017
Provision for Loss on value of investments	11,324,230	11,324,230
Provision for possible fluctuation of investment	66,020,000	66,020,000
Other Liabilities	2,622,803	775,691
Total Liabilities	97,209,453	90,458,278
Net Assets	77,278,635	97,700,010
Net assets consists of:		
Capital Fund	10,000,000	10,000,000
General Reserve	911,085	911,085
Distributable Income	66,367,551	86,788,925
	77,278,635	97,700,010
Net Asset Value (NAV) per share :		
Net assets-at cost	77,278,635	97,700,010
Net assets-at market value	271,305,873	289,062,101
Share of capital stock outstanding	1,000,000	1,000,000
Net asset value-at cost	77.28	97.70
Net asset value-at market value	271.31	289.06


 Chairman


 Managing Director


 Director


 Director


 Company Secretary


 Head of Accounts & Finance

Dated: Dhaka, 29 October 2015

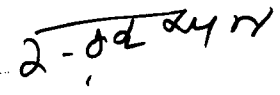
Fourth ICB Mutual Fund
Statement of Comprehensive Income
For the 1st quarter ended 30 September, 2015

Particulars	Amount in Taka	
	September 30, 2015	September 30, 2014
Income		
Dividend and Interest	2,532,385	2,687,117
Interest on Bank Deposits	-	100,000
Net realized gain on Investment	8,647,170	7,108,712
Total Income	11,179,555	9,895,829
Expenses		
Management Fee	1,448,029	765,296
Custodian Fee	90,425	46,715
Listing Fee	5,000	5,000
Audit Fee	3,500	3,500
Postage & Stamps	-	1,390
Printing & Stationery	-	19,500
Bank Charges	4,889	4,850
Others	49,085	90,263
	1,600,929	936,512
Income before Provision	9,578,626	8,959,317
Provision:		
Provision for Loss on value of investments	-	-
	-	-
Net income for the quarter	9,578,626	8,959,317
Undistributed Income from previous year	56,788,925	50,499,398
Distributable income carried to balance sheet	66,367,551	59,458,714
Earning per certificate during the quarter	9.58	8.96


Chairman


Managing Director


Director


Director


Company Secretary


Head of Accounts & Finance

Dated: Dhaka, 29 October 2015


Fourth ICB Mutual Fund
Statement of Cash Flow
For the 1st quarter ended September 30, 2015


Particulars	Amount in Taka	
	September 30, 2015	September 30, 2014
Cash Flows from Operating Activities:		
Net Income before provision	9,578,626	8,959,315
Adjustment for:		
Share Application Money	-	496,800
Dividend and Interest Receivable	846,487	637,623
Provision for dividend & interest receivable	-	(100,000)
Other Liabilities	1,847,112	2,051,610
Accrued Expenses	(14,000)	-
Sale/(Purchase) of Marketable Investments (net)	4,194,007	(1,252,562)
Others assets	-	-
	-	-
Net Cash inflows from operating activities	16,452,233	10,792,786
Cash Flows from financing Activities:		
Dividend Paid	(25,081,937)	(19,837,325)
Tax paid	-	-
Net Cash Outflows from financing Activities	(25,081,937)	(19,837,325)
Net Increase/(Decrease) in Cash	(8,629,705)	(9,044,539)
Cash and cash equivalents at beginning of the quarter	19,244,317	23,544,348
Cash and cash equivalents at end of the quarter	10,614,612	14,499,809


Chairman


Managing Director


Director


Director



Company Secretary


Head of Accounts & Finance

Dated: Dhaka, 29 October 2015

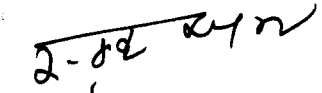
Fourth ICB Mutual Fund
Statement of Changes in Equity
For the 1st quarter ended September 30, 2015


Particulars	Capital Fund	General Reserve	Distributable Income	Total
Balance as at July 01, 2014	10,000,000	911,086	75,499,398	86,410,482
Net income for the quarter	-	-	8,959,315	8,959,315
Dividend	-	-	(25,000,000)	(25,000,000)
Balance as at Sep 30, 2014	10,000,000	911,086	59,458,712	70,369,797
Balance as at July 01, 2015	10,000,000	911,086	86,788,925	97,700,010
Net income for the quarter	-	-	9,578,626	9,578,626
Dividend	-	-	(30,000,000)	(30,000,000)
Balance as at Sep 30, 2015	10,000,000	911,086	66,367,551	77,278,635


Chairman


Managing Director


Director


Director


Company Secretary


Head of Accounts & Finance


Dated: Dhaka, 29 October 2015

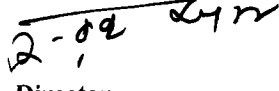
Fifth ICB Mutual Fund
Statement of Financial Position
As at September 30,2015

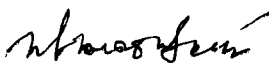
Particulars	Amount in Taka	
	September 30, 2015	June 30, 2015
Assets		
Investments at cost	216,190,885	217,778,355
Cash at Bank	16,241,353	35,714,324
Installments receivable on debenture	1,103,918	1,103,918
Dividend and Interest on Debenture Receivable	1,859,663	2,151,715
Other Assets	7,510,923	-
Total Assets	242,906,742	256,748,312
Liabilities		
Accrued Expenses	34,984	48,984
Unclaimed Dividend	28,293,843	19,312,341
Provision for dividend & interest on debenture receivable	537,676	537,676
Provision for loss on value of investments	34,489,989	28,089,989
Provision for possible fluctuation of price of investments	89,457,000	89,457,000
Other Liabilities	2,218,912	2,015,880
Total Liabilities	155,032,404	139,461,870
Net Assets	87,874,338	117,286,442
Net assets consists of:		
Capital Fund	15,000,000	15,000,000
General Reserve	1,419,231	1,419,231
Distributable Income	71,455,107	100,867,211
	87,874,338	117,286,442
Net Asset Value (NAV) per share		
Net assets-at cost	87,874,338	117,286,442
Net assets-at market value	350,342,809	369,806,384
Share of capital stock outstanding	1,500,000	1,500,000
Net asset value-at cost	58.58	78.19
Net asset value-at market value	233.56	246.54


Chairman


Managing Director


Director


Director


Company Secretary



Head of Accounts & Finance

Dated: Dhaka, 29 October 2015


Fifth ICB Mutual Fund
Statement of Comprehensive Income
For the 1st quarter ended September 30, 2015

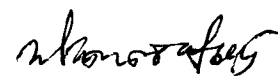
Particulars	Amount in Taka	
	September 30, 2015	September 30, 2014
Income		
Dividend and Interest on debenture	4,604,770	4,798,043
Interest on Bank Deposits	-	100,000
Net realized gain on investment	11,854,931	15,532,684
Other Income	-	-
Total Income	16,459,701	20,430,727
Expenses		
Management Fee	1,777,298	906,556
Custodian Fee	122,053	59,316
Listing Fee	7,500	7,500
Audit Fee	3,500	3,500
Postage & Stamps	-	1,390
Printing & Stationery	-	19,500
Bank Charges	5,175	4,850
Others	56,280	111,785
	1,971,806	1,114,397
Income before Provision	14,487,895	19,316,330
Provision:		
for loss on value of investments	6,400,000	12,000,000
	6,400,000	12,000,000
Net income for the quarter	8,087,895	7,316,330
Undistributed Income from previous year	63,367,212	47,368,825
Distributable income carried to balance sheet	71,455,107	54,685,155
Earning per certificate during the quarter	5.39	4.88


Chairman


Managing Director


Director


Director


Company Secretary


Head of Accounts & Finance

Dated: Dhaka, 29 October 2015

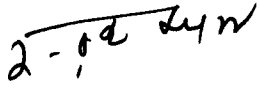
Fifth ICB Mutual Fund
Statement of Cash Flow
For the 1st quarter ended September 30, 2015

Particulars	Amount in Taka	
	September 30, 2015	September 30, 2014
Cash flows from operating activities:		
Net Income before provision	14,487,895	19,316,330
Increase /(Decrease) in operating assets and liabilities :		
Share Application Money	-	496,800
Dividend and Interest on debenture Receivable	292,052	-
Other Liabilities	203,032	4,403,224
Other Assets	(7,510,923)	(2,400,534)
Accrued Expenses	(13,999.71)	-
Sale/(Purchase) of Marketable Investments	1,587,470	519,376
Net Cash inflows from operating activities	9,045,527	22,335,196
Cash Flows from financing activities:		
Dividend Paid	(28,518,498)	(26,450,614)
Tax at source paid	-	-
Net cash used in financing activities	(28,518,498)	(26,450,614)
Net increase/ decrease in cash & cash equivalents	(19,472,971)	(4,115,417)
Cash and cash equivalents at beginning of the quarter	35,714,324	34,962,231
Cash and cash equivalents at end of the quarter	16,241,353	30,846,814


Chairman


Managing Director


Director


Director


Company Secretary


Head of Accounts & Finance

Dated: Dhaka, 29 October 2015

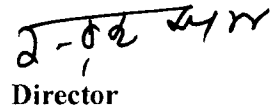
Fifth ICB Mutual Fund
Statement of Changes in Equity
For the 1st quarter ended 30 September, 2015

Particulars	Capital Fund	General Reserve	Distributable Income	Total
Balance as at July 01, 2014	15,000,000	1,419,231	81,118,825	97,538,056
Net income for the quarter	-	-	7,316,330	7,316,330
Dividend	-	-	(33,750,000)	(33,750,000)
Balance as at Sep 30, 2014	15,000,000	1,419,231	54,685,155	71,104,386
Balance as at July 01, 2015	15,000,000	1,419,231	100,867,211	117,286,442
Net income for the quarter	-	-	8,087,895	8,087,895
Dividend	-	-	(37,500,000)	(37,500,000)
Balance as at Sep 30, 2015	15,000,000	1,419,231	71,455,106	87,874,338


Chairman


Managing Director


Director


Director


Company Secretary


Head of Accounts & Finance

Dated: Dhaka, 29 October 2015

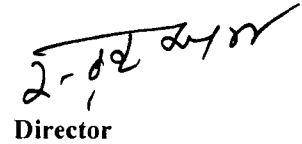
Sixth ICB Mutual Fund
Statement of Financial Position
As at September 30, 2015

Particulars	Amount in Taka	
	September 30, 2015	June 30, 2015
Assets		
Investments at Cost	236,788,279	262,929,897
Cash at Bank	16,932,535	13,595,138
Dividend and Interest Receivable	2,914,765	3,693,213
Receivable Instalments of Investments	5,672,417	5,672,417
Total Assets	262,307,997	285,890,665
Liabilities		
Accrued Expenses	32,255	46,255
Unclaimed Dividend	48,299,206	37,371,331
Provision for dividend & interest receivable	2,621,675	2,621,675
Provision for Loss on value of investments	52,855,673	52,355,673
Provision for possible fluctuation of investment	13,863,000	13,863,000
Other Liabilities	7,362,030	5,259,103
Total Liabilities	125,033,839	111,517,038
Net Assets	137,274,158	174,373,628
Net assets consists of:		
Capital Fund	50,000,000	50,000,000
General Reserve	870,897	870,897
Distributable Income	86,403,260	123,502,730
	137,274,158	174,373,628
Net Asset Value (NAV) per share :		
Net assets-at cost	137,274,158	174,373,628
Net assets-at market value	253,753,466	297,386,717
Share of capital stock outstanding	5,000,000	5,000,000
Net asset value-at cost	27.45	34.87
Net asset value-at market value	50.75	59.48


Chairman


Managing Director


Director


Director


Company Secretary


Head of Accounts & Finance

Dated: Dhaka, 29 October 2015

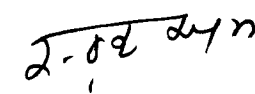
Sixth ICB Mutual Fund
Statement of Comprehensive Income
For the 1st quarter ended 30 September, 2015

Particulars	Amount in Taka	
	September 30, 2015	September 30, 2014
Income		
Dividend and Interest	3,921,013	4,451,277
Interest on Bank Balance	-	661,667
Net realized gain on Investment	21,163,361	19,983,516
Others	-	-
Total Income	25,084,373	25,096,461
Expenses		
Management Fee	1,434,131	3,318,580
Custodian Fee	92,363	50,771
Listing Fee	15,000	15,000
Audit Fee	3,500	3,500
Postage & Stamps	-	1,390
Printing & Stationery	-	19,500
Bank Charges	18,500	4,869
Others	120,349	139,397
	1,683,843	3,553,007
Income before Provision	23,400,530	21,543,453
Provision:		
Provision for Loss on value of investments	500,000	1,000,000
Provision for possible fluctuation of investment	-	-
	500,000	1,000,000
Net income for the quarter	22,900,530	20,543,453
Undistributed Income from previous year	63,502,730	53,830,696
Distributable income carried to balance sheet	86,403,260	74,374,149
Earning per certificate during the quarter	4.58	4.11


Chairman


Managing Director


Director


Director


Company Secretary


Head of Accounts & Finance


Dated: Dhaka, 29 October 2015

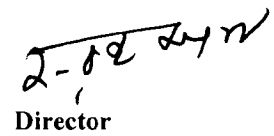
Sixth ICB Mutual Fund
Statement of Cash Flow
For the 1st quarter ended 30 September, 2015

Particulars	Amount in Taka	
	September 30, 2015	September 30, 2014
Cash Flows from operating Activities:		
Net Income before provision	23,400,530	21,543,453
Adjustment for:		
Share Application Money	-	496,800
Dividend and Interest Receivable	778,448	428,273
Provision for dividend & interest receivable	-	(150,000)
Other Liabilities	2,102,927	4,700,473
Other Assets	-	-
Accrued Expenses	(14,000)	-
Sale/(Purchase) of Marketable Investments (net)	26,141,618	6,927,290
Net Cash inflows from operating activities	52,409,523	33,946,289
Cash Flows from financing Activities:		
Dividend Paid	(49,072,125)	(42,844,390)
Tax at Sources	-	-
Net Cash Flows from financing Activities:	(49,072,125)	(42,844,390)
Net Increase/(Decrease) in Cash	3,337,398	(8,898,101)
Cash and cash equivalents at beginning of the quarter	13,595,138	25,943,301
Cash and cash equivalents at end of the quarter	16,932,535	17,045,200


 Chairperson


 Managing Director


 Director


 Director


 Company Secretary


 Head of Accounts & Finance


Dated: Dhaka, 29 October 2015

Sixth ICB Mutual Fund
Statement of Changes in Equity
For the 1st quarter ended September 30, 2015

Particulars	Capital Fund	General Reserve	Distributable Income	Total
-------------	--------------	-----------------	----------------------	-------

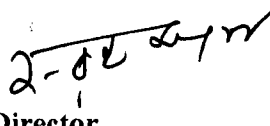
Balance as at July 01, 2014	50,000,000	870,897	108,830,710	159,701,607
Net income for the quarter	-	-	20,543,453	20,543,453
Dividend	-	-	(55,000,000)	(55,000,000)
Balance as at Sep 30, 2014	50,000,000	870,897	74,374,149	125,245,046

Balance as at July 01, 2015	50,000,000	870,897	123,502,730	174,373,628
Net income for the quarter	-	-	22,900,530	22,900,530
Dividend	-	-	(60,000,000)	(60,000,000)
Balance as at Sep 30, 2015	50,000,000	870,897	86,403,260	137,274,158


 Chairman


 Managing Director


 Director


 Director


 Company Secretary



 Head of Accounts & Finance

Dated: Dhaka, 29 October 2015


Seventh ICB Mutual Fund
Statement of Financial Position
As at September 30,2015


Particulars	Amount in Taka	
	September 30, 2015	June 30, 2015
Assets		
Investments at Cost	290,643,601	296,229,009
Cash at Bank	29,107,536	40,807,449
Installments receivable on investment	6,855,310	6,855,310
Dividend and Interest on Debenture Receivable	2,069,694	2,998,178
Interest receivable on term deposit	-	-
Total Assets	328,676,141	346,889,946
Liabilities		
Accrued Expenses	26,107	40,107
Unclaimed Dividend	17,960,056	10,361,138
Provision for dividend & interest on debenture receivable	3,238,013	3,238,013
Provision for loss on value of investments	64,616,708	55,216,708
Provision for possible fluctuation of price of investments	106,344,000	106,344,000
Other Liabilities	19,276,304	16,537,149
Total Liabilities	211,461,188	191,737,116
Net Assets	117,214,954	155,152,830
Net assets consists of:		
Capital Fund	30,000,000	30,000,000
General Reserve	16,039	16,039
Distributable Income	87,198,915	125,136,791
	117,214,954	155,152,830
Net Asset Value (NAV) per share		
Net assets-at cost	117,214,954	155,152,830
Net assets-at market value	300,449,424	327,552,567
Share of capital stock outstanding	3,000,000	3,000,000
Net asset value-at cost	39.07	51.72
Net asset value-at market value	100.15	109.18


Chairman


Managing Director


Director


Director


Company Secretary


Head of Accounts & Finance

Dated: Dhaka, 29 October 2015


Seventh ICB Mutual Fund
Statement of Comprehensive Income
For the 1st quarter ended September 30, 2015

Particulars	Amount in Taka	
	September 30, 2015	September 30, 2014
Income		
Dividend and Interest	4,394,725	4,745,241
Interest on Current Account with ICB	-	-
Net realized gain on Investment	13,914,618	8,995,088
Others	-	-
Total Income	18,309,343	13,990,329
Expenses		
Management Fee	1,603,854	3,405,024
Custodian Fee	120,112	60,624
Listing Fee	10,000	10,000
Audit Fee	3,500	3,500
Postage & Stamps	-	1,390
Interest on Current Account with ICB	-	-
Bank Charges	4,889	4,706
Others	104,863	100,942
	1,847,218	3,605,685
Income before Provision	16,462,124	10,384,643
Provision:		
for possible fluctuation of price of investments	-	-
	9,400,000	4,000,000
Net income for the quarter	7,062,124	6,384,643
Undistributed Income from previous year	80,136,791	62,844,470
Distributable income carried to balance sheet	87,198,915	69,229,113
Earnings per certificate during the quarter	2.35	2.13


Chairman


Managing Director


Director


Director


Company Secretary


Head of Accounts & Finance

Dated: Dhaka, 29 October 2015

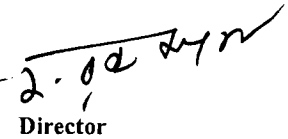
Seventh ICB Mutual Fund
Statement of Cash Flow
For the 1st quarter ended September 30, 2015


Particulars	Amount in Taka	
	September 30, 2015	September 30, 2014
Cash flows from operating activities:		
Net Income before provision	16,462,124	10,384,643
Increase / (Decrease) in operating assets and liabilities:		
Share Application Money	-	496,800
Dividend and Interest on debenture Receivable	928,484	137,287
Provision for dividend & interest on debenture receivable	-	(250,000)
Other Liabilities	2,739,155	4,848,572
Other Assets	-	-
Accrued Expenses	(14,000)	-
Sale/(Purchase) of Marketable Investments	5,585,408	(4,831,488)
	-	-
Net Cash inflows from operating activities	25,701,171	10,785,814
Cash flows from financing activities:		
Dividend Paid	(37,401,082)	(31,037,867)
Tax at source paid	-	-
Net Cash used in financing activities	(37,401,082)	(31,037,867)
Net increase/ decrease in cash & cash equivalents	(11,699,912)	(20,252,053)
Cash and cash equivalents at beginning of the quarter	40,807,449	48,792,360
Cash and cash equivalents at end of the quarter	29,107,536	28,540,308


Chairman


Managing Director


Director


Director


Company Secretary


Head of Accounts & Finance

Dated: Dhaka, 29 October 2015

Seventh ICB Mutual Fund
Statement of Changes in Equity
For the 1st quarter ended 30 September, 2015

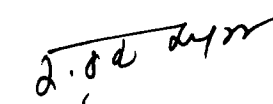
Particulars	Capital Fund	General Reserve	Distributable Income	Total
Balance as at July 01, 2014	30,000,000	16,039	101,844,470	131,860,509
Net income for the quarter	-	-	6,384,643	6,384,643
Dividend	-	-	(39,000,000)	(39,000,000)
Balance as at Sep 30, 2014	30,000,000	16,039	69,229,113	99,245,152

Balance as at July 01, 2015	30,000,000	16,039	125,136,791	155,152,830
Net income for the quarter	-	-	7,062,124	7,062,124
Dividend	-	-	(45,000,000)	(45,000,000)
Balance as at Sep 30, 2015	30,000,000	16,039	87,198,915	117,214,954


Chairman


Managing Director


Director


Director


Company Secretary

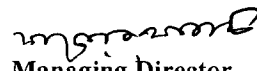

Head of Accounts & Finance

Dated: Dhaka, 29 October 2015

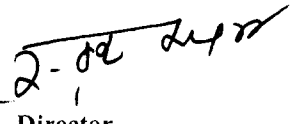
Eighth ICB Mutual Fund
Statement of Financial Position
As at September 30, 2015

Particulars	Amount in Taka	
	September 30, 2015	June 30, 2015
Assets		
Investments at Cost	331,691,421	343,907,667
Cash at Bank	36,035,009	51,729,167
Dividend and Interest Receivable	1,442,910	2,505,239
Receivable Instalments of Investments	4,956,376	4,956,376
Total Assets	374,125,716	403,098,449
Liabilities		
Accrued Expenses	32,925	46,925
Unclaimed Dividend	59,269,854	43,056,776
Provision for dividend & interest receivable	2,113,758	2,113,758
Provision for Loss on value of investments	80,323,283	64,323,283
Provision for possible fluctuation of investment	64,585,000	64,585,000
Other Liabilities	11,588,740	9,518,579
Total Liabilities	217,913,560	183,644,321
Net Assets	156,212,156	219,454,128
Net assets consists of:		
Capital Fund	50,000,000	50,000,000
Distributable Income	106,212,156	169,454,128
	156,212,156	219,454,128
Net Asset Value (NAV) per share :		
Net assets-at cost	156,212,156	219,454,128
Net assets-at market value	300,838,068	359,451,019
Share of capital stock outstanding	5,000,000	5,000,000
Net asset value-at cost	31.24	43.89
Net asset value-at market value	60.17	71.89


Chairman


Managing Director


Director


Director


Company Secretary



Head of Accounts & Finance

Dated: Dhaka, 29 October 2015

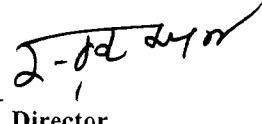
Eighth ICB Mutual Fund
Statement of Comprehensive Income
For the 1st quarter ended 30 September, 2015


Particulars	Amount in Taka	
	September 30, 2015	September 30, 2014
Income		
Dividend and Interest	4,862,778	4,736,217
Interest on Bank Deposits	-	300,000
Net realized gain on Investment	19,816,409	14,934,226
Others	-	-
Total Income	24,679,187	19,970,443
Expenses		
Management Fee	1,684,299	3,806,005
Custodian Fee	122,068	64,086
Listing Fee	15,000	15,000
Audit Fee	3,500	3,500
Postage & Stamps	-	1,390
Printing & Stationery	-	19,500
Bank Charges	4,977	5,138
Others	91,315	125,760
	1,921,159	4,040,378
Income before Provision	22,758,028	15,930,064
Provision:		
Provision for Loss on value of investments	16,000,000	10,000,000
	16,000,000	10,000,000
Net Income for the quarter	6,758,028	5,930,064
Undistributed Income from previous year	99,454,128	83,147,050
Distributable income carried to balance sheet	106,212,156	89,077,114
Earning per certificate during the quarter	1.35	1.19


Chairman


Managing Director


Director


Director


Company Secretary

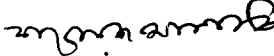

Head of Accounts & Finance

Dated: Dhaka, 29 October 2015


Eighth ICB Mutual Fund
Statement of Cash Flow
For the Quarter ended September 30, 2015


Particulars	Amount in Taka	
	September 30, 2015	September 30, 2014
Cash Flows from Operating Activities:		
Net Income before provision	22,758,028	15,930,064
Adjustment for:		
Share Application Money	-	496,800
Dividend and Interest Receivable	1,062,329	578,258
Provision for dividend & interest receivable	-	(300,000)
Other Liabilities	2,070,161	5,239,635
Accrued Expenses	(14,000)	-
Sale/(Purchase) of Marketable Investments (net)	12,216,246	2,835,944
Other Assets	-	-
Net Cash inflows from operating activities	38,092,764	24,780,701
Cash Flows from financing Activities:		
Dividend Paid	(53,786,922)	(45,709,752)
Tax at Source	-	-
Net Cash Outflows from financing Activities	(53,786,922)	(45,709,752)
Net Increase/(Decrease) in Cash	(15,694,159)	(20,929,051)
Cash and cash equivalents at beginning of the quarter	51,729,167	62,273,369
Cash and cash equivalents at end of the quarter	36,035,009	41,344,318


Chairman


Managing Director


Director


Director


Company Secretary


Head of Accounts & Finance


Dated: Dhaka, 29 October 2015


Eighth ICB Mutual Fund
Statement of Changes in Equity
For the 1st quarter ended September 30, 2015


Particulars	Capital Fund	General Reserve	Distributable Income	Total
-------------	--------------	-----------------	----------------------	-------

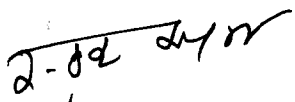
Balance as at July 01, 2014	50,000,000	-	143,147,050	193,147,050
Net income for the quarter	-	-	5,930,064	5,930,064
Dividend	-	-	(60,000,000)	(60,000,000)
Balance as at Sep 30, 2014	50,000,000	-	89,077,114	139,077,114


Balance as at July 01, 2015	50,000,000	-	169,454,128	219,454,128
Net income for the quarter	-	-	6,758,028	6,758,028
Dividend	-	-	(70,000,000)	(70,000,000)
Balance as at Sep 30, 2015	50,000,000	-	106,212,156	156,212,156


Chairman


Managing Director


Director


Director


Company Secretary


Head of Accounts & Finance

Dated: Dhaka, 29 October 2015